

Accessing Your Voice Mailbox at DkIT

All of your voice messages will reside in your personal "mailbox", which is passcode protected.



Your System Administrator will assign you a temporary passcode to use the first time you access your mailbox. How you log into your mailbox will depend on whether you're calling from inside or outside your company.

Inside Dkit [8800]

From your own extension

1. Dial the internal NP-UM Voice Mail access number. 8800
2. Enter your passcode when prompted. XXXX

From another extension


1. Dial the internal NP-UM Voice access number. 8800
2. Press the  key when prompted to enter a passcode
3. Enter your mailbox number followed by the  key.
4. Enter your passcode when prompted.

For example dial 8800, *, 2500, *, 1234.

Where 2500 is your own extension and 1234 your passcode

Outside DkIT [042 9370398]

From an outside line

1. Dial the external NP-UM Voice access number. 0429370398
2. Enter your mailbox number followed by the  key.
3. Enter your passcode when prompted.

For example dial 042 9370398, 2500, *, 1234.