

Upload a Photo Action Item: Confirm the action item after you have uploaded your image. Log into below to access.


<https://ssb.dkit.ie/StudentSelfService/>

Upload a Photo

Please click the radio button and paperclip icon to upload a picture of yourself for use on your Student Identification Card.

Only image files can be uploaded.
Only 1 image file can be uploaded per user.
The image must be less than 150 KB in size.
The image must be a usable photo of yourself.



If you need to replace the image that has been upload you can delete the uploaded image by clicking the delete icon and then upload a new image.

Select the radio-button and click the paper clip 

Attachments

Maximum Attachments: 1

No file chosen

Document Name	Date of Attachment	Actions
DXC Logo_Purple+Black RGB.png	09/11/2021	 

Click on the **Paper Clip**, Click **Choose File** to select the image and **Upload** to upload the file
In actions you can delete the photo, or click on the eye icon to view the uploaded image.

Upload a Photo Action item